



Welcome!
Parents Information
Morning
Reading at Old Town



Reading....



Alphabet vs Phonics

Aa Bb Cc Dd Ee
Ff Gg Hh Ii Jj Kk
Ll Mm Nn Oo Pp
Qq Rr Ss Tt Uu
Vv Ww Xx Yy Zz

We teach alphabet names AND sounds.



Say the following letters as alphabet names (abc)...

c-a-t t-o-p

s-i-t j-u-g

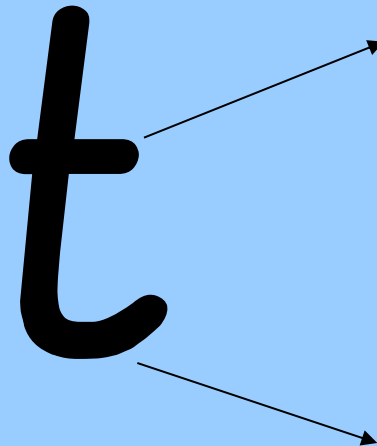
Now say them as the phonic sound they
make (phoneme)...
What do you notice?

We introduce a new letter over two days to give the children time to secure the correct sound. We also plan in lots of time to revisit new sounds.

We look at the letter and visual.

We learn the name of the letter.

We learn the sound/phoneme that the letter makes.



t

We teach the letter *name*, linking this to the alphabet (lower case and capital).


And we teach the letter *sound*, or the 'phoneme' (this is what your child will refer to as 'phonics').

We must be careful to
use *pure sounds*...

What does this mean??

[Read Write Inc Phonics: How to say the Set 1, Set 2
and Set 3 sounds](#)

Phase 2 sounds...



We work through all of the individual letter sounds first.

We teach the sounds in the above order which enables us to start word building right from the outset - we call this Oral Sound Blending.

Some sounds are stretchy, some are bouncy.

How many words can you
make using just these
letters...?



All of a sudden with just 8 letters,
children can read!

Strategies for
teaching
phonics...

Robot Talk

Meet our phonics robot!



Robot Talk is one of the strategies that we use to help children learn to blend sounds to read. Learning to use 'robot talk' and 'robot arms' really reinforces the idea of segmenting sounds.

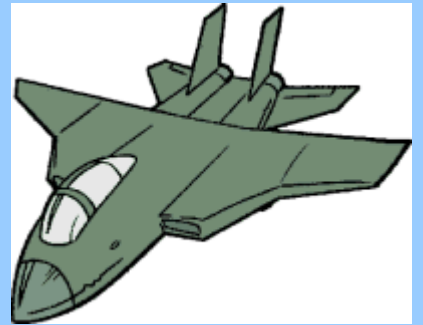
Ask your child to show you how to use robot arms - they are experts!

Sound buttons

Soon you will probably hear your child mention sound buttons.

These are tools that we use to help us to blend our sounds.

jet



sit

fun

top

hat

map

peg

When we move on to learning the double letters (known as digraphs), these are represented by sound lines...

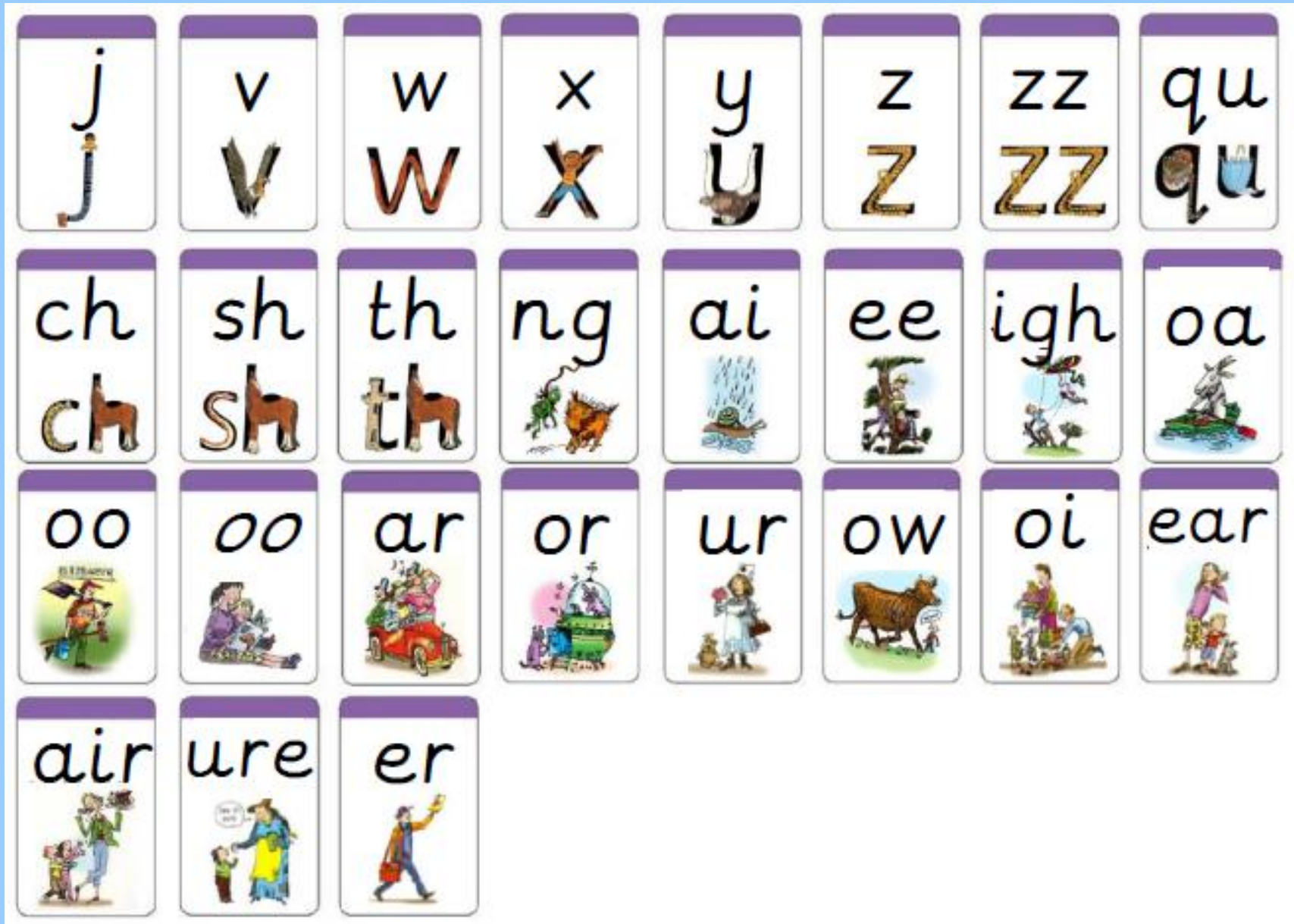
hiss

hill



fizz

tick

Phase 3 contains several digraphs...



Word building



Reading books:

Children will receive a reading book to take home when they are ready - this means when they can recall the sounds and blend to read words.

They all get there in their own time, at their own pace!



sit

tap

pin

sad



Tricky Words!




Tricky words


- What are tricky words?
- There are several tricky words that we introduce over the course of the year. Here are the first few that we learn...

I no go to the
into she we me
be he

Tricky words are part of our daily phonics sessions and need to be practised and reinforced regularly.



Love of Reading



Love of reading books - Library Books

We aim to foster a love of reading in our children. We LOVE books and hope they do too! Aside from the structured reading books, we allow children the opportunity to choose a weekly library book to take home. This is a book chosen entirely by the children from the vast selection of books in school and is intended for grown ups at home to read to them. They are not books for children to read themselves! Enjoy the chosen school library books together at special quiet moments.

Our library



In School - day to day




- Daily phonics sessions - streamed into sets
- 'Pocket Phonics' - phonics interventions daily, as needed.
- At least one 1:1 read with an adult each week
- Reading books are changed once a week. At the moment this could be any day in the week.



What you as parents/carers need to do...

- Listen to your child reading their book - at least 3 times per week. Read the same book several times to improve fluency.
- Write in the reading record each time you hear your child read - date, title of book, and sign. If you don't sign the reading record we will assume you have not read the book together!
- Please make sure reading books and reading records are in bookbags every day.





Please make a note of all reading taking place at home in your child's reading record. We will check reading records regularly.

Record the title of the book and date you are reading together

Choose the page with that week's date

Reading Log: Please record each time you read with your child this week

Week Beginning: **2nd September 2024**

Date & Title of the book	Reading Comment

There should be at least **3 entries per week** of reading at home

Add a comment to tell us how your child is doing or who the child has read with



Thank you for your support with your child's learning. Your input makes all the difference!

