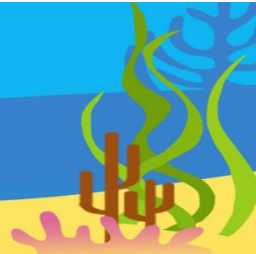





# Year 1 Phonic Screening Check

glips



# KS1 Phonics Screening Check

The Year 1 phonics screening check is a formal test, for teachers to ensure that children are making sufficient progress with their phonics skills to read words and that they are on track to become fluent readers who can enjoy reading for pleasure and for learning.






























# What is phonics?





























Children are taught to read by breaking down words into separate sounds or 'phonemes'. They are then taught how to blend these sounds together to read the whole word.

Children have a 25 minute phonics lesson each day and they are encouraged to use these strategies to read and write in other lessons.

There are 40+ different sounds.



s 	a 	t 	p 
i 	n 	m 	d 
g 	o 	c 	k 
c  k 	e 	u 	r 
h 	b 	f 	f  f 
l 	l  l 	s  s 	

	j 	v 	w 	x 	
	y 	z 	z  z 	qu 	
	ch 	sh 	th 	ng 	
ai  snail in the rain	ee  what can you see?	igh  fly high	ow  brown cow	oo  poo at the zoo	oo  look at a book
ar  start the car	or  shut the door	ur  nurse with a purse	ow  blow the snow	oi  spoil the boy	
	ear  hear with your ear	air  that's not fair	ure  sure it's pure	er  a better letter	



# WHAT IS THE YEAR 1 PHONICS SCREENING CHECK?

The phonics screening check will be taken individually by all children in Year 1 across England. The check was introduced in June 2012. It is designed to give teachers and parents information on how your child is progressing in phonics. It will help to identify whether your child needs additional support at this stage so that they do not fall behind in this vital early reading skill.

Check date is: Monday 9<sup>th</sup> June 2025



# HOW IS THE PHONICS SCREENING CHECK COMPLETED?

There are two sections in the 40-word check and it will assess phonics skills and knowledge learned through Reception and Year 1. Your child will read four words per page for their teacher and they will probably do the check in one sitting of about 5-10 minutes.



# WHAT SORT OF CHECK IS IT AND IS IT COMPULSORY?

It is a school-based check to make sure that your child receives any additional support promptly, should they need it. It is not a stressful situation as the teacher will be well-equipped to listen and understand your child's level of skills. There will be a few practice words first to make sure your child understands the activity. We have also regularly completed past papers – it will in no way be new to your child.



# WHAT WILL IT CHECK?

It will check that your child can:

Sound out and blend graphemes in order to read simple words.

Read phonically decodable one-syllable and two-syllable words, e.g. cat, sand, windmill.

Read a selection of nonsense words which are referred to as pseudo words.

at

vap




# WHAT ARE NONSENSE, PSEUDO OR ALIEN WORDS AND WHY ARE THEY INCLUDED?

These are words that are phonically decodable but are not actual words with an associated meaning e.g. brip, snorb. Pseudo words are included in the check specifically to assess whether your child can decode a word using phonics skills and not their memory.

beg

sum

osk



ect



# WHAT ARE NONSENSE, PSEUDO OR ALIEN WORDS AND WHY ARE THEY INCLUDED?

The pseudo words will be shown to your child with a picture of an alien and they will be asked to tell their teacher what sort of alien it is by reading the word.

This not only makes the check a bit more fun, but provides the children with a context for the nonsense word which is independent from any existing vocabulary they may have.

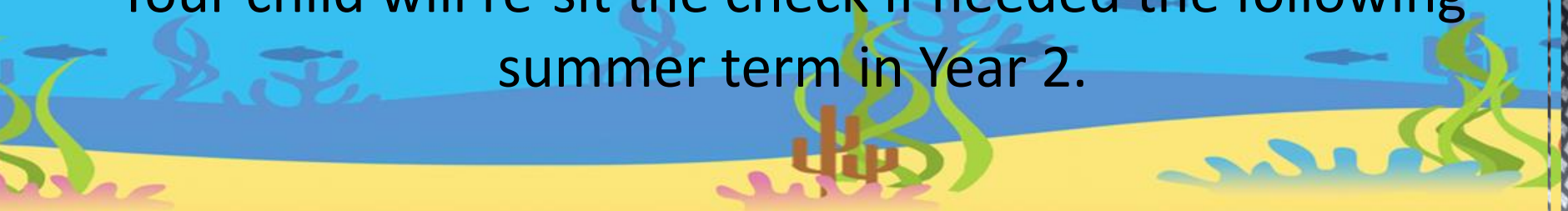
Crucially, it does not provide any clues, so your child just has to be able to decode it. Children generally find nonsense amusing so they will probably enjoy reading these words.

# IS THERE A PASS MARK?

Historically the pass mark has been 32 out of 40.

However, if children do not reach the required standard, then the teacher will be in touch to discuss plans and offer additional, tailored support to ensure that your child can catch up.

Children progress at different speeds so not reaching score does not necessarily mean there is a problem. Your child will re-sit the check if needed the following summer term in Year 2.



# HOW CAN I HELP

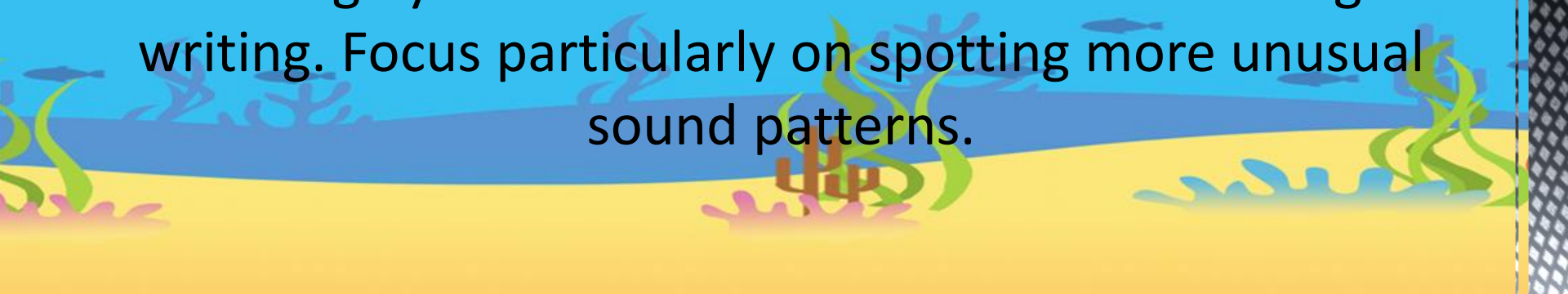
Digraph- 2 letters making one sound = cow

Trigraphs- 3 letters making one sound = night

Split digraphs- 2 vowels with a consonant in between. Use to be known as the magic e!

spine - i\_e

Encourage your child to 'sound out' when reading or writing. Focus particularly on spotting more unusual sound patterns.

An illustration of an underwater scene at the bottom of the page. It features a sandy ocean floor with various colorful coral reefs and seaweed. The background is a light blue gradient, suggesting the water above.

# HOW CAN I HELP

You can also try using:

Phonics screening past paper – available to download for free

and

'BURIED TREASURE' - Free internet activity

(There is also a Phonics pack that goes home for Easter and Summer half term!)

Past papers



# PLEASE REMEMBER

Phonics is not the only thing needed to become a fluent reader. Please continue to read with your child each night and encourage them to:

Sound out.

Re-read to check it makes sense.

Use pictures for clues.

Ask questions about the book.

And most importantly ENJOY READING!

The background of the slide is a light blue sky. At the bottom, there is a yellow ground area with various colorful coral and seaweed illustrations in shades of green, pink, and purple. A small blue fish is visible in the upper right part of the blue area.

# QUESTIONS?

