


Helping your children read at home Years 1 and 2

Monday 23rd September 9:00am



Our mission today...

- Share reasons why reading is important
- Explore how we teach reading at Old Town
- Find ways to help your child read at home
- What you can expect from us and what we expect from you
- For you all to leave with a positive and motivated feeling towards reading at home with your child



Why is reading an important part of our curriculum?



‘Shared reading has a unique and transformative impact on school attainment. Shared reading at home is a stronger influence on children’s academic performance than homework, attendance and attending school activities.’

‘It is the emotional aspects of shared reading (e.g., cuddling, smiling, singing, and laughing) that boosts a child’s brain activities needed to forge secure attachment, not the parent or carer’s reading skill.’

Why is reading an important part of our curriculum?



‘They have better brain development, attention and cognitive ability. They have better speech and language development and literacy skills. They have better school readiness and knowledge about the world. They make more progress across the curriculum.’

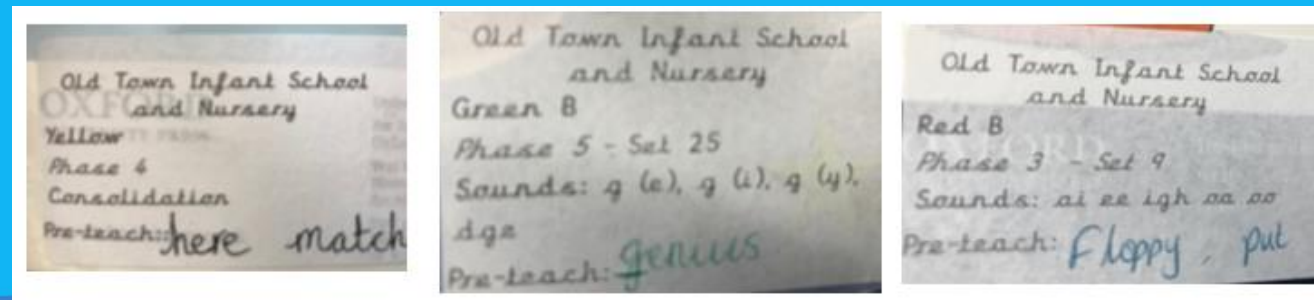
‘They have more empathy. They are more creative and imaginative.’

Reading at Old Town

Phonics


- All children have a daily phonics lesson for around 30 minutes
- All of our lessons follow the same structure; revisit, introduce, practise, apply and assess.
- We have created our own phonics scheme at Old Town. This means we can ensure it meets the needs of all of our pupils.
- Each lesson children are able to practise reading words containing key sounds in.
- We introduce new sounds in sets that we have matched to our books.

Book Band	Phase	Set	Sounds	Words (Letters and sounds and Nat curriculum)
Pink A	Phase 2	Set 1-2	s a t p i n m d	a at as is it in an l
		Set 3	g o c k	and on not into can no go
Pink B	Phase 2	Set 4	e u r c k	to get got the
		Set 5	h b f f l l s s	if off big had his him but back of dad mum up
Red A	Phase 3	Set 6	j v w x	he we me be
		Set 7	y z z z q u	will was are you
Red B	Phase 3	Set 8	ch sh th ng	this that then them with they see my
		Set 9	ai ee igh oa oo	she all look for too
Red C	Phase 3	Set 10	ar or ur ow oi	now down
		Set 11	ear air ure er	her
		Set 12	Consolidation	




Sound Buttons

- Once children know the sounds of letters they can start to learn to read words.
- First, we teach children to hear the different sounds within words. This is called **segmenting**.
- Then children will learn to put those sounds together to read a word. This is called **blending**.
- To help children with segmenting and blending we use sound buttons.
- Sound buttons show the separate sounds that make up words.



- These words are CVC words (consonant-vowel-consonant)
- They are single letter sounds

- We also learn sounds that have more than one letter in (e.g; ch, sh, igh)
- We underline these sounds to show they make one sound together.






























- Children also learn about split sounds. These are sounds that still contain two letters but the letters are not directly next to each other.



Phase 2 sounds

s S	a a	t t	p p	i i	n n	m m	d d
g g	o o	c c	k k	ck ck	e e	u u	r r
h h	b b	f f	ff ff	l l	ll ll	ss ss	

Phase 3 sounds

j 	v 	w 	x 	y 	z 	zz 	qu 
ch 	sh 	th 	ng 	ai 	ee 	igh 	oa 
oo 	oo 	ar 	or 	ur 	ow 	oi 	ear 
air 	ure 	er 					

Phase 5 sounds

wh



ph



ay



ea



ie



ow



oe



ew



ue



aw



au



ir



ou



oy



are



a-e



e-e



i-e



o-e



u-e



Year 1

Reading lessons

Autumn 1	Autumn 2	Spring 1	Spring 2	Summer 1	Summer 2
Colourful World	Our Local Area	The Past	Toy Story	Coastal Heroes	Unite the Nation
 	 	 	 	 	 

Year 2

Autumn 1	Autumn 2	Spring 1	Spring 2	Summer 1	Summer 2
Celebration of ME	Great Fire of London	Brazil	Rainforests/ Harbour lives	Real Life Heroes (then and now)	Living Creatively
  	  	 	 	  	 

We use our reading lessons to focus on key texts. We look at a short part of the text and practise decoding (using their sounds to read) together. We learn new vocabulary and explore reading skills like; inference, prediction, sequencing and summarising.



Story time

- All children have a daily story time in school (if not more!)
- They are allowed to vote for a book to read from their class library.
- Our children have reported story time being their favourite part of the day.



Library

We are very proud of our library and we know lots of our children love this space too.



Reading at home

- We need your help!
- To embed reading skill we need children to be reading as much as possible.
- Little and often is the best way to develop fluency in reading.
- Ideally, children should be reading their phonic books every day but we are requesting children read a minimum of 3 times a week.
- This is the only home-learning we are expecting to ensure children and families are not feeling overwhelmed.



Record the title of the book and date you are reading together

Choose the page with that week's date

Reading Log: Please record each time you read with your child this week

Week Beginning: **2nd September 2024**

Date & Title of the book

Reading Comment

There should be at least **3 entries per week** of reading at home

Add a comment to tell us how your child is doing or who the child has read with

Strategies to help

- Little and often is the best strategy. This means children are not overwhelmed and tired.
- Read books more than once. This results in children feeling more confident and fluent in their reading.
- Talk to your child about what they are reading.
- Show your child where reading is helpful. This could be ordering food in a café, choosing what to watch on TV or reading a message from a friend.
- If you notice your child is struggling to read particular words or sounds you could build these words using magnetic letters.
- Try and make your reading time together special and fun. Adding reading into your daily routine will soon become normal for you and your child. Maybe choose a specific time and place where it will always happen.



Reading at Home



Reading at Home

Learning to read takes lots of practise. Your child will cover the sounds and spellings at school but the time you spend reading with them is worth every minute.

Check out our [bookshop](#) and [free eBook library](#) to uncover lots of titles to be read at home, as well as suggestions for things you can do at home to encourage your young readers and support what's happening at school.

Reading newsletter updates

- We will be sending home monthly reading updates.
- These will let you know how reading is being developed at Old Town as well as exciting opportunities.

Old Town Infant School and Nursery
Old Town News
September READING Edition

Children at the heart of everything that we do

Dear Parents and Carers,

We hope you are enjoying the new reading records children in Year 1 and Year 2 are bringing home.

Thank you to those children who completed the summer reading challenge and dived into lots of fun books.

Mrs Brunton.

Don't forget to let us know you are reading at home by filling out the reading record every week.

Would you like more support in helping your child to read at home?

Please join us for some reading workshops. It will be a short session and will give you more information about how we teach reading and how you can help your child at home.

Year 1 and 2 - Monday 23rd September 9:00am

Reception - Tuesday 24th September 9:00am

If you are unable to attend we will let you know when information from the workshop has been updated on our website.

Classes will soon be choosing new librarians to help look after our beautiful library. We hope they are excited about their new role!

Story time at Old Town

The children are now able to vote in the morning for a story they would like to be read at story time.


Children have said they enjoy being able to choose and love story time.

What you can expect from us...

- We will teach your children how to read and apply their phonic knowledge
- We will make sure children receive extra help if they need it
- We will send home books that match the children's reading ability
- We will track children's reading and support them reaching their targets
- We will make sure reading is at the heart of our curriculum

What we will expect from us...

- Listen to your child read their complete or part of their phonics book at least 3 times a week.
- Read stories to your child as much as you can. A daily night time story can make a significant amount of difference.



If you have ever have any questions or need more support from school please come and speak to us. We are here and happy to help.

The more you read the more you know.

